


# ALBEMARLE COUNTY POLICE DEPARTMENT CRIME REPORT 2025



## QUARTER 1 2025

January 1 - March 31, 2025

Prepared by:

**Crime Analyst  
Adreannah Floyd  
&  
Public Information  
Officer  
Logan Bogert**

# Table of Contents

---

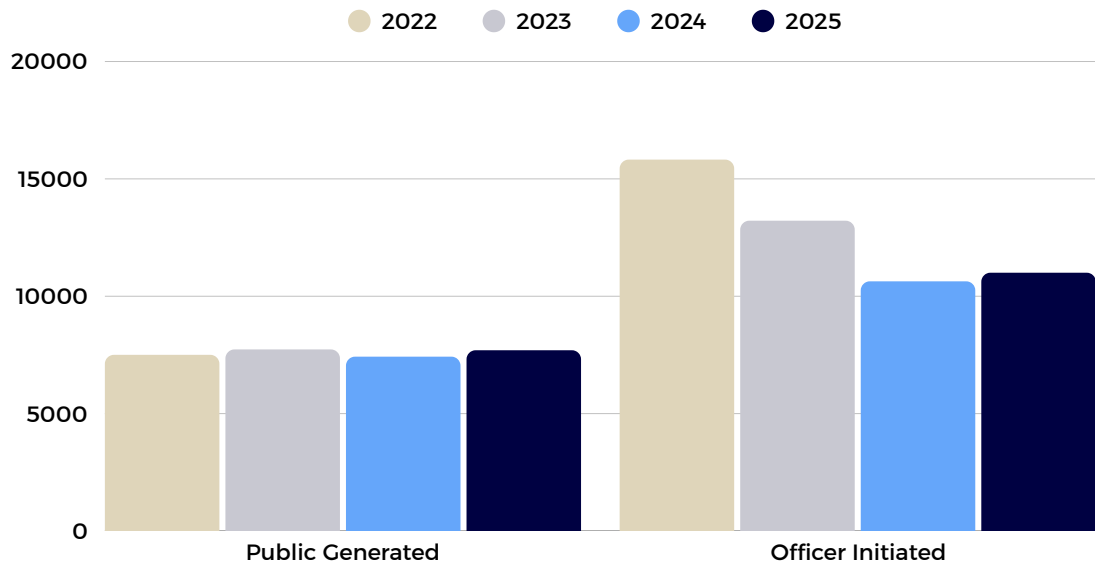
→	01	Calls for Service
→	02	Quality of Life Concerns
→	03	Part 1 Crime
→	04	Gun Violence
→	05	Mental Health
→	06	Traffic
→	07	Traffic
→	08	In the Community

---

# Calls for Service

## Total Calls for Service (CFS)

For the first quarter of 2025, ACPD responded to 18,701 calls for service in the community. Of these, 7,699 were ECC initiated, meaning the calls were generated by the public requesting assistance. The remaining 11,002 calls were officer initiated. Officer initiated calls for service include efforts such as extra patrols, follow-up investigations, house checks, traffic stops, and warrant services.



**4%**



4% increase in public generated CFS in 2025 compared to 2024.

**3%**



3% increase in officer initiated CFS in 2025 compared to 2024.

## Priority 1 Calls for Service

Priority 1 calls include homicide, rape, aggravated assault, vehicle crash with injury, shots fired, calls involving a weapon, and officer needing assistance. The goal in responding to Priority 1 calls is five (5) minutes or less in urban areas and ten (10) minutes or less in rural areas.

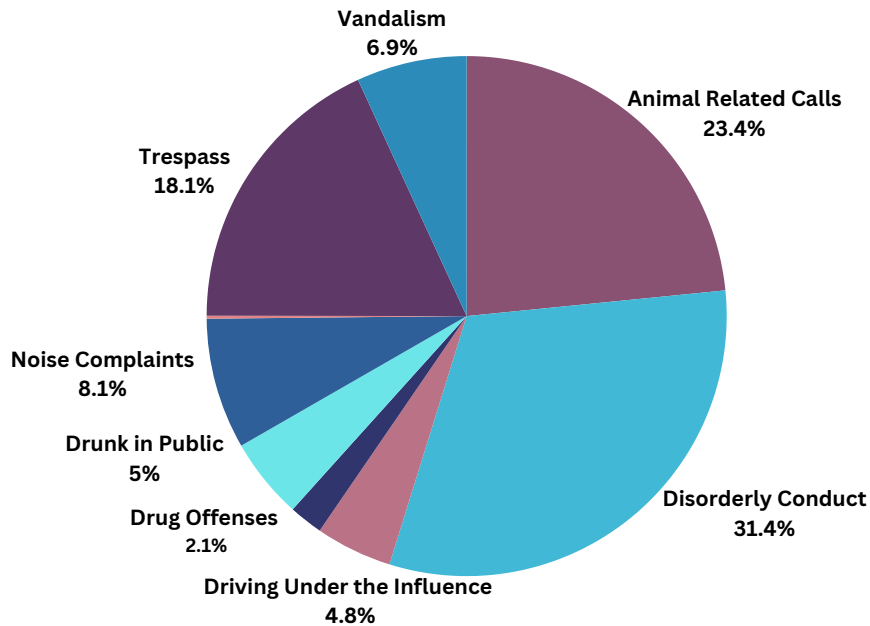
For the first quarter, ACPD responded to 157 Priority 1 calls in urban areas with an average response time of 3 minutes and 51 seconds. Of the 157 calls in urban areas of the County, 74% were responded to within the goal timeframe of under five (5) minutes.

For the rural areas of the County, ACPD responded to 42 Priority 1 calls for service, with an average response time of 11 minutes and 25 seconds. Of the 42 calls, 45% were responded to within the goal timeframe of under ten (10) minutes.

# Quality of Life

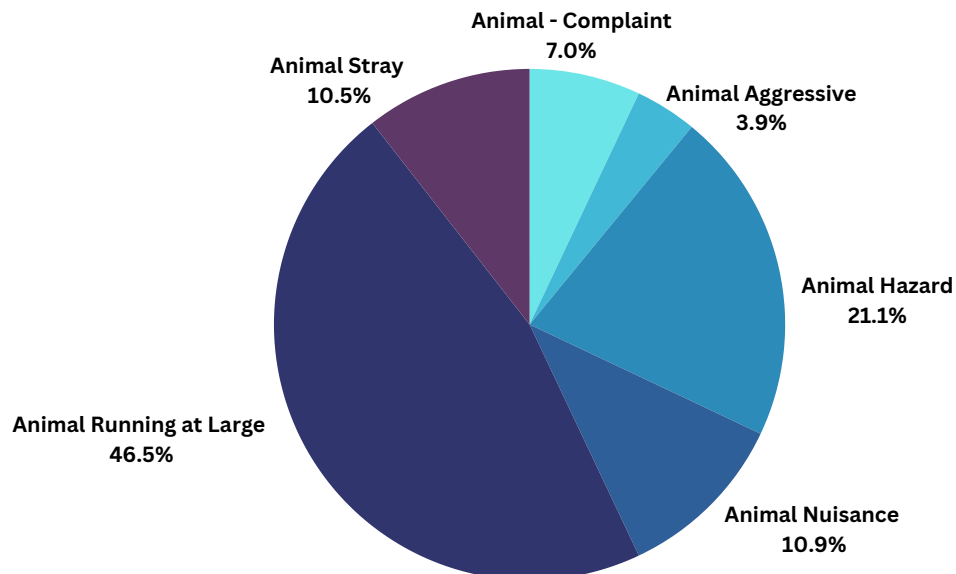
## Quality of Life Concerns

Quality of life calls for service encompass minor, often nonviolent, incidents that disrupt a sense of well-being and public safety in the community. As seen below, three quality of life concerns (disorderly conduct, animal related calls, and trespassing) account for 73% of all quality of life calls for service with almost a third of quality of life calls for service being attributed to disorderly conduct.



## Animal Related Calls for Service

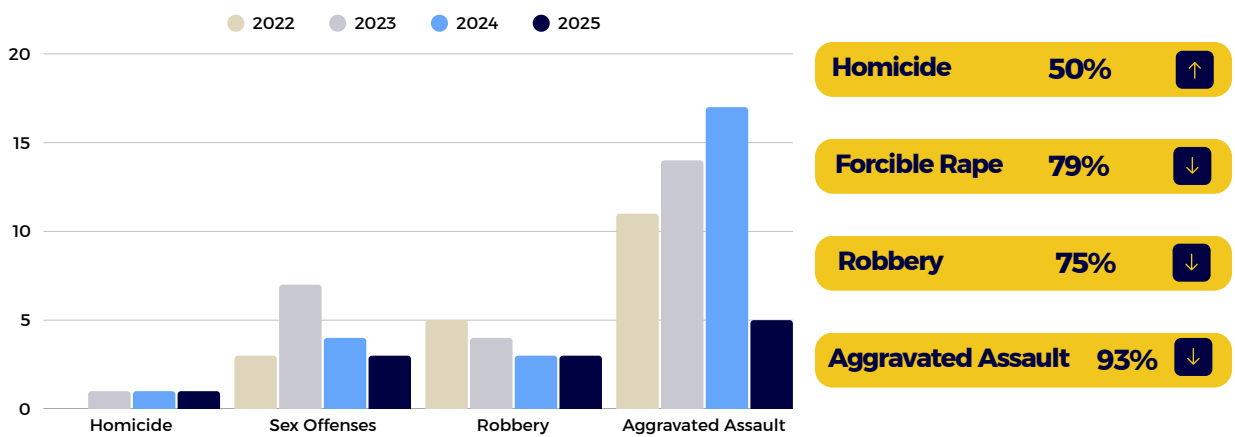
A further breakdown of animal related calls for service is provided in the pie chart below. Almost one half (46.5%) of animal related calls are due to animals running at large.



# Part I Crime

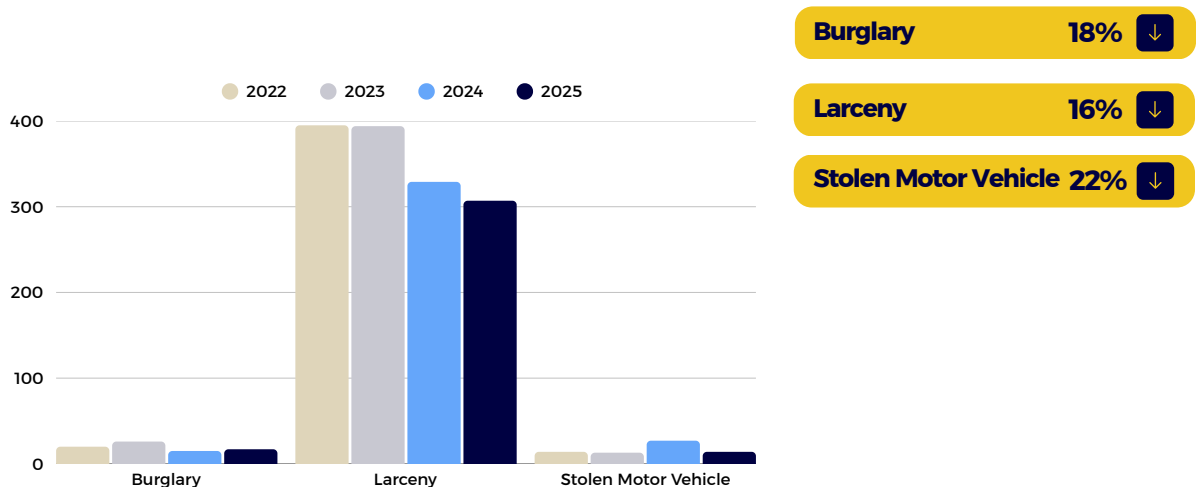
## Violent Crime

Part I Crimes are serious crimes that occur throughout the country and are likely to be reported to police. There are two categories of Part I Crime: violent crimes and property crimes. Violent crimes include homicides, forcible rape, robberies, and aggravated assaults. As seen in the chart below, the values for 2025 Part I Crime can be seen in dark blue. Compared to the previous three years, violent crime experienced a 49% decrease during the first quarter 2025. As a note, the increase of 50% for homicides during the first quarter is skewed by the absence of a value in Q1 2022; thus the one homicide that occurred during first quarter 2025 would present an increase compared to the average value of 0.67.



## Property Crime

Property crimes include burglaries, stolen motor vehicles, and larcenies. Larcenies can be broken down into several categories such as pocket-picking, purse snatching, shoplifting, theft from building, theft from coin-operated machine, theft from motor vehicle, theft of motor vehicle parts, and larceny other. As seen in the chart below, first quarter 2025 experienced a decrease in all property crimes across the board with an 18% decrease compared to the three-year-average. Notably, stolen motor vehicles saw a significant increase in first quarter 2024 but has returned to its expected value for first quarter 2025.

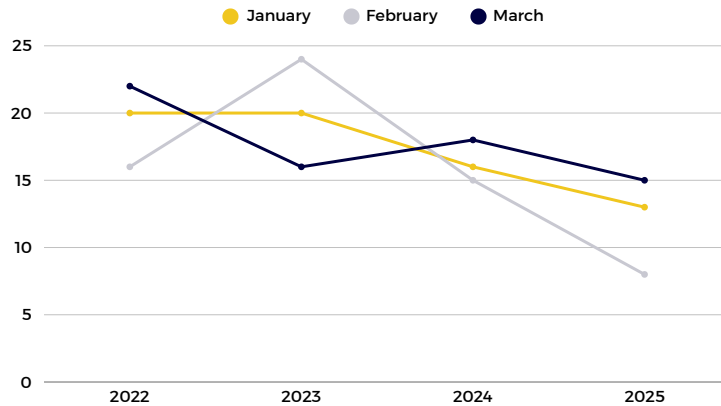


# Gun Violence

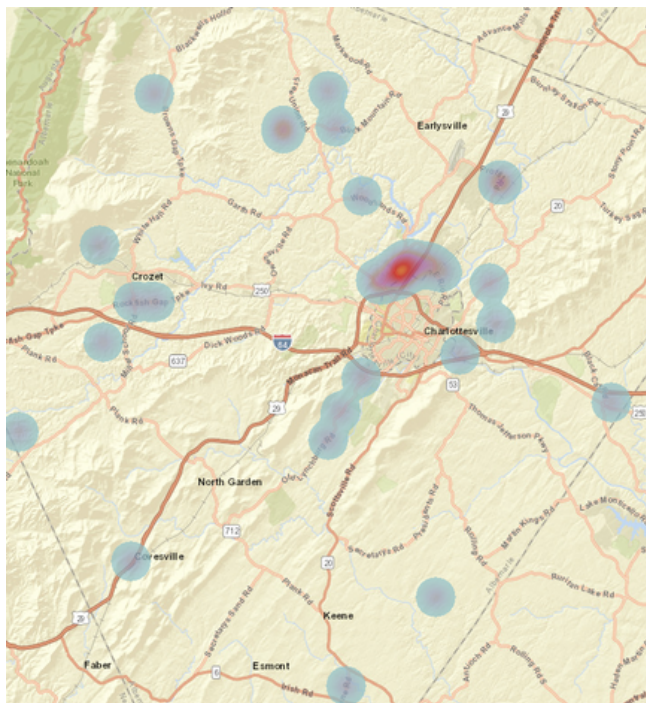
## Regional CompStat

As a region, the Albemarle County Police Department, Charlottesville Police Department, and University of Virginia Police Department continue to meet on a monthly basis to tackle the rise in gun violence seen locally. The Regional CompStat focuses on the review of local crime trends regarding gun violence, such as calls for service related to shots fired incidents, aggravated assaults, robberies and homicides with a firearm, stolen motor vehicles, and stolen firearms.

Regionally, gun violence has experienced a decrease of 41%, with the County experiencing a 36% decrease. This number reflects unverified and verified shots fired incidents as well as gun violence cases. The following line chart displays gun violence data for Albemarle County for the first quarter of 2022-2025. Additionally, looking at just the verified incidents for Albemarle County, there has been a 27% decrease.



## Heat Map

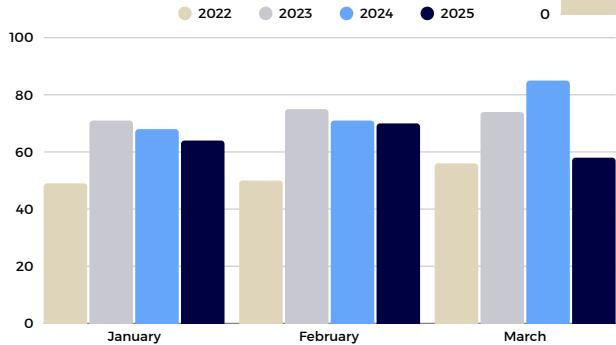
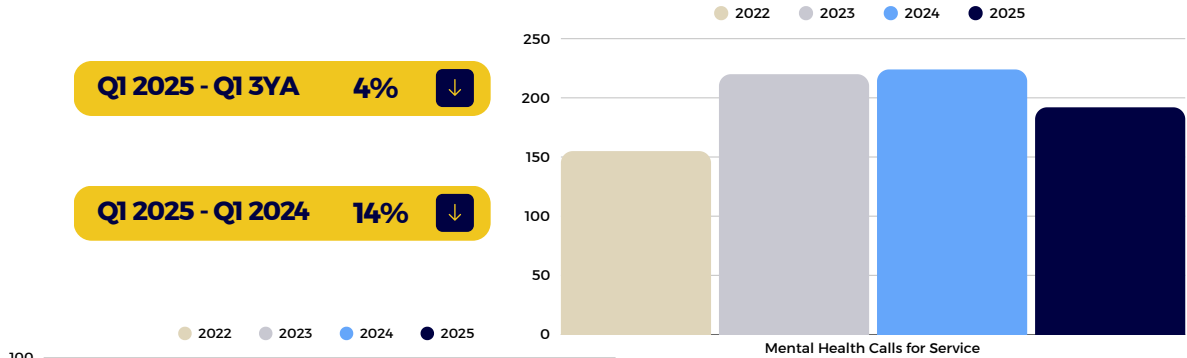


The heat map to the left displays the gun violence incidents experienced throughout the County in the first quarter 2025. These incidents include: verified and unverified shots fired, aggravated assaults with a firearm, robberies with a firearm, and homicides with a firearm.

# Mental Health

## Mental Health Calls for Service

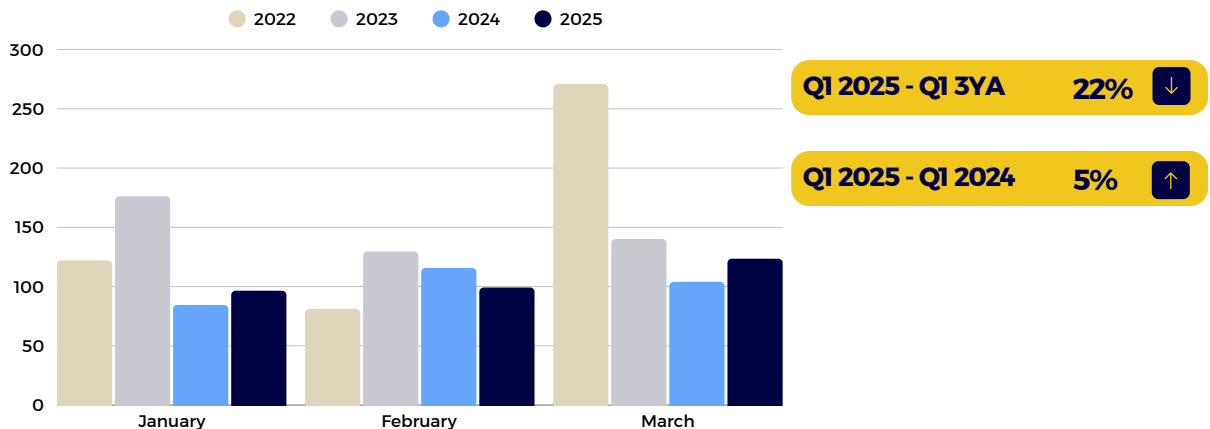
During the first quarter 2025, ACPD responded to 253 mental health calls for service. These calls include assist citizen - mental person, temporary detention orders, and emergency custody orders. As displayed in the bar chart below, the first quarter experienced a 4% decrease in these calls compared to the three year average.



The chart to the left displays a month to month breakdown for 2022-2025.

## Mental Health Calls - Time Spent

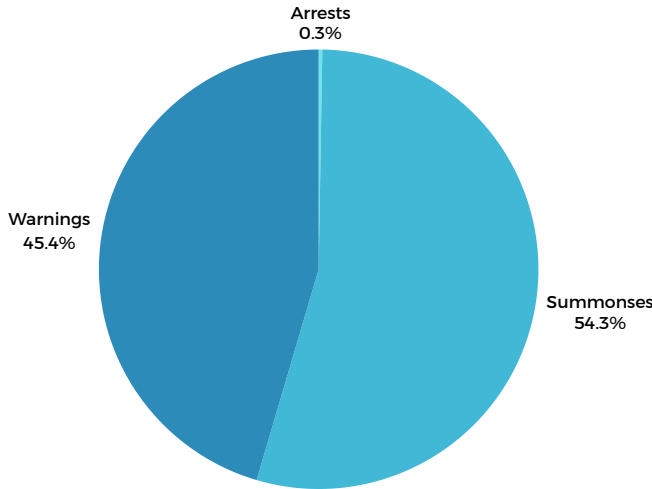
The following chart displays the time spent on mental health calls for service for the first quarter 2022-2025. 2025 saw a decrease of 22% compared to the three year average but a 5% increase compared to this time last year (first quarter 2024).



# Traffic

## Community Policing Data

During the third quarter, ACPD had a total of 2,249 traffic stops, resulting in 1,221 summonses issued. Of the 1,221 summonses, the top three violation categories were speeding; titling, registration, and licensure; and motor vehicle and equipment safety.



### Top 3 Violation Categories (Q1)

Speeding	28%
Titling, Registration, and Licensure	27%
Motor Vehicle & Equipment Safety	16%

## Crashes

In total, ACPD responded to 373 crashes. 37% of crashes during the first quarter can be attributed to one of three identified target causal factors (speed (13%), distracted driving (17%) or alcohol (7%)). In addition, other causal factors include deer (3%) and cellphone use/texting (2%). The following are the top 3 roadways of concern for Albemarle County for first quarter 2025.

### Top 3 Roadways Crashes (Q1)

Seminole Trail

Richmond Road

Monacan Trail Road

# Traffic

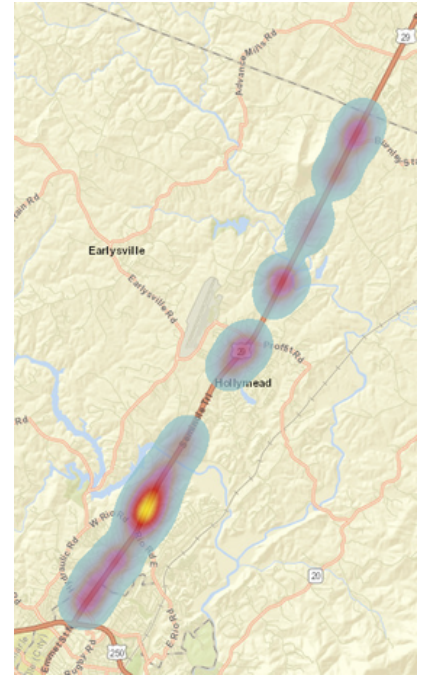
## Seminole Trail

Seminole Trail continues to have the highest number of crashes for Albemarle County. There were 63 crashes along Seminole Trail during the first quarter. One quarter of these crashes (25%) can be attributed to speed, alcohol, or distracted driving.

**Distraction 13%**

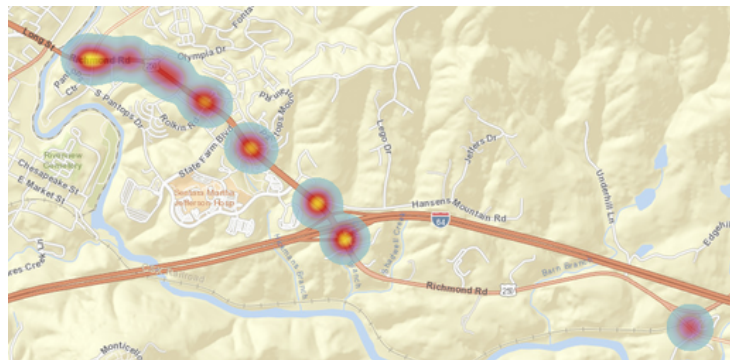
**Speeding 8%**

**Alcohol 5%**



## Richmond Road

Richmond Road had the second highest number of crashes (15) for the first quarter 2025. 40% of crashes along Richmond Road can be attributed to distracted driving or cellphone use. There were no incidents during the first quarter along Richmond Road that can be attributed to speed or alcohol.



**Distraction 27%**

**Cellphone Use 13%**

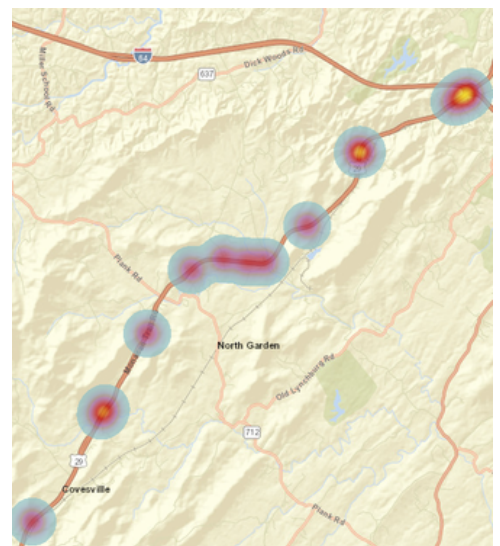
## Monacan Trail Road

Monacan Trail Rd had the third highest number of crashes (14) for first quarter 2025. 86% of the 14 crashes can be attributed to cellphone use, speed, or distracted driving.

**Speed 43%**

**Distraction 36%**

**Cellphone Use 7%**



# In The Community



**Captions:** **1)** In partnership with the Police Foundation, ACPD spearheaded fundraising efforts including a spirit night at Chick-fil-a to support first responders in North Carolina recovering from Hurricane Helene. **2)** ACPD attended seven community town halls across March and April to connect with the community on its mission and budget initiatives. **3)** In March, ACPD officers played basketball at the Albemarle Campus of the Boys & Girls Club with local youth. **4)** ACPD was proud to host retired Navy SEAL, combat-wounded veteran, and best-selling author Jason Redman for a training session in February. **5)** Over three weekends in March, ACPD hosted 15 community members for Citizens Police Academy to give them insight into the department.